

Enfield Folland Park Kindergarten

2023 annual report to the Community

Enfield Folland Park Kindergarten

Enfield Folland Park Kindergarten number: 5659
Partnership: Torrens



Preschool director:

Rowena McAvaney

Signature

Date of endorsement:

13/02/2024



Governing Council Chair Person

Seanna Massey

A handwritten signature in black ink, appearing to read 'Seanna Massey'.

26/02/2024

Context Statement

Enfield Folland Park Kindergarten (EFPK) is a stand-alone South Australian Department for Education (DfE) preschool. The kindergarten has a large play space and a rich natural environment including a frog pond and native garden. It is surrounded by Folland Park Reserve which is a native bushland on the Native Heritage List. We give enrolment priority to families living in the local catchment area (including part of Enfield and Clearview). We provide 15 hours of high-quality education per week (two full days 8.00am to 3.30pm) to preschool-aged children. Families may choose from either the Kurraka Group (Kaurna word for magpie) operating on Monday and Tuesday or the Kalta Group (Kaurna word for sleepy lizard) operating on Thursday and Friday. Students do not attend on Wednesdays as this time for staff to complete other duties, such as meetings, planning, and professional development. We offer two intakes, one starting at the beginning of the year in term 1, and another starting mid-year (term 3).

Enfield Folland Park Kindergarten is a Category 2 site. Children come from a variety of socio-economic, cultural, and family backgrounds. Many families attending in 2023 spoke additional languages to English including Punjabi, Gujarati, Nepali, Vietnamese, Mandarin, Cantonese, Greek, Spanish, Arabic, Urdu, Dari, Hazaragi, Bisaya/Tagalog, and Twi/Ashante. Many families returned after siblings attended and some parents attended the centre themselves. Parent involvement included Governing council, fundraisers and 'Tidy Up Kindy Yard' day. The kindergarten community connections from 2022 were continuously nurtured throughout 2023 introducing children and their families to other services and knowledgeable people who want to make a positive difference to society. In terms 1 & 2 the kindergarten collaborated with Inner North Family Day Care to network a successful fortnightly playgroup on site. Through this collegiality, not only do the educators from both services benefit from sharing skills, knowledge and children's abilities, but the children benefited from interacting, valuing one another's diversity, fostering 'sharing is caring' and nurturing taking responsibility for ourselves and others in a shared space. In terms 2 & 4 we had Clinician's from Child and Family Health Service visit the site to provide families with the opportunity to carry out children's four-year health checks. We connected with Project director, Paul Radbone at Care Works SA to visit our local community garden and shop. The children learnt how to propagate seeds and why companion planting is important. Paul also visited the site to begin the verge garden project and support us in establishing our Kindy vegetable garden beds. We connected with the local Enfield library (excursion) and continued learning about Aboriginal Culture with Trent Hill visiting our site on numerous occasions (incursions). Our local feeder DfE school sites were Enfield Primary and Prospect North, but children transferred to a range of government, Catholic and independent schools.

The regular staff team for 2023 consisted of a director, 3 teachers (one full time and two part time) and 2 ECWs. Staff also collaborated with a support team to assist children with additional needs. This included an inclusive educator, speech pathologist, and other services such as occupational therapists. Bilingual educators attended to support children with additional languages to English. Early entry was available to Aboriginal children and Children in Care from 3 years of age.

Preschool Attendance

	Term 1	Term 2	Term 3	Term 4
2020 centre	84.1%		89.7%	91.8%
2021 centre	91.1%	87.6%	89.6%	89.1%
2022 centre	77.2%	75.5%	76.1%	69.6%
2023 centre	79%	88.8%	86.6%	87.3%
2020 state	89.1%		84.6%	85.8%
2021 state	87.3%	85.3%	87.1%	84.5%
2022 state	83.6%	77.6%	77.9%	77.8%
2023 state	85.4%	82.9%	83.4%	81.4%

Based on attendances recorded in the two-week reference period each term. Data for eligible enrolments as described in the department's Enrolment policy. Attendance rates may differ to previous reporting with the transfer from calculations based on deemed attendance to actual attendance using booked hours divided by attended hours. Data Source: Department for Education Attendance Data, Semester 1 Report 2023. A blank cell indicates there we no students enrolled.

Note: Term 2 2020 data may not be available for all preschools.

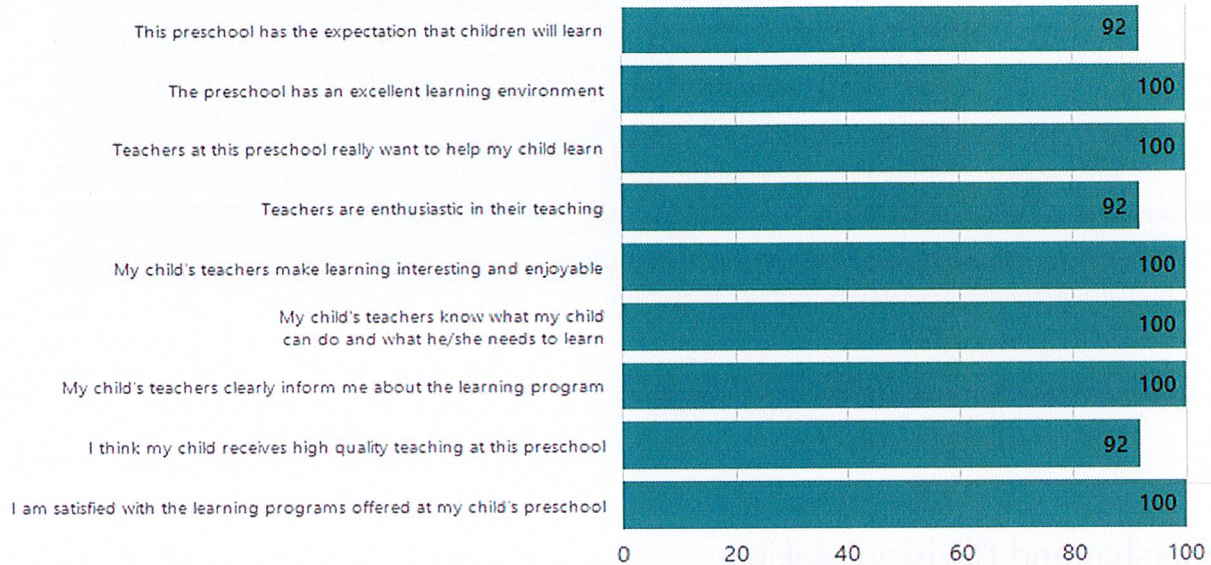
Attendance Comment

In South Australia, preschool attendance is not compulsory, but it is strongly encouraged. Preschool gives children the best opportunity to develop skills, which prepare them for school. These benefits include establishing positive routines and habits, friendships and connections as well as developing communication, problem-solving and creative skills. All children are entitled to access a preschool program over 4 terms the year before they start school.

Preschool Family Opinion Survey

Quality of Teaching and Learning

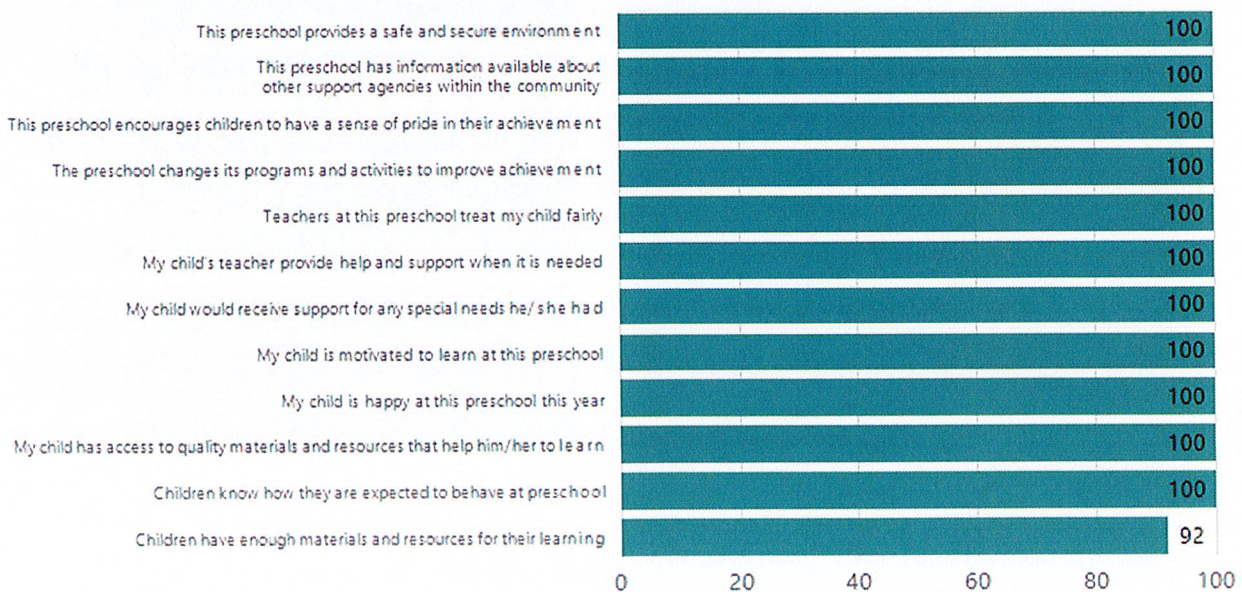
Proportion of agree/strongly agree responses (%)



Data Source: 2023 Department for Education Preschool Family Opinions Survey, Term 3 2023.

Support of Learning

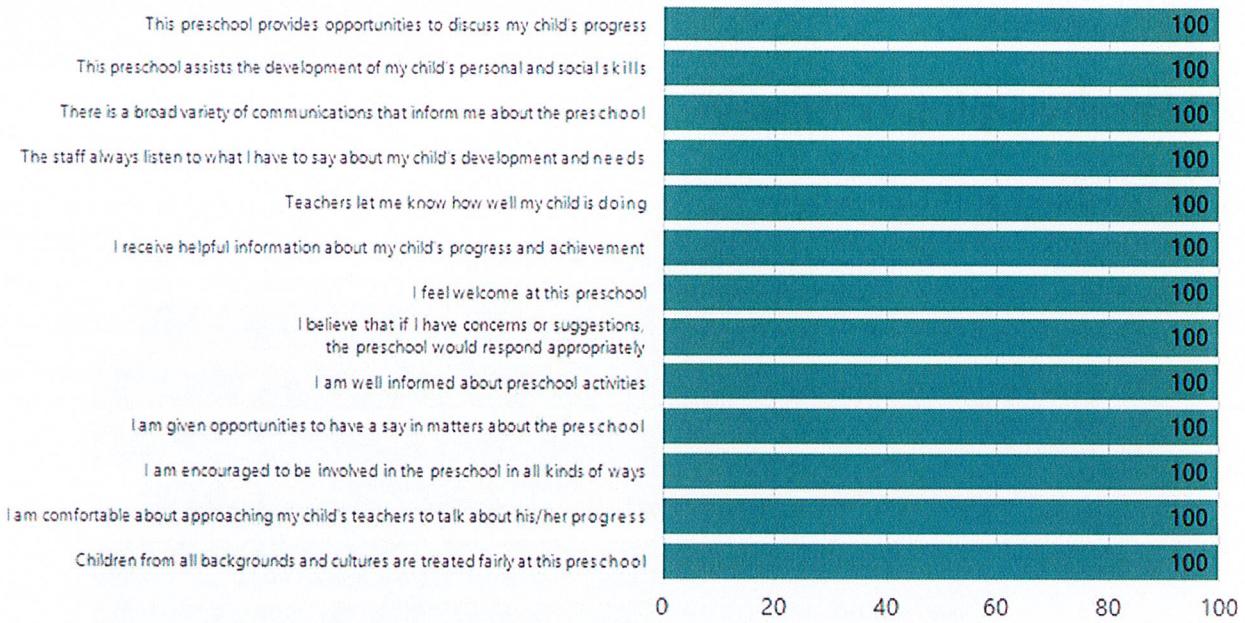
Proportion of agree/strongly agree responses (%)



Data Source: 2023 Department for Education Preschool Family Opinions Survey, Term 3 2023.

Relationships and Communication

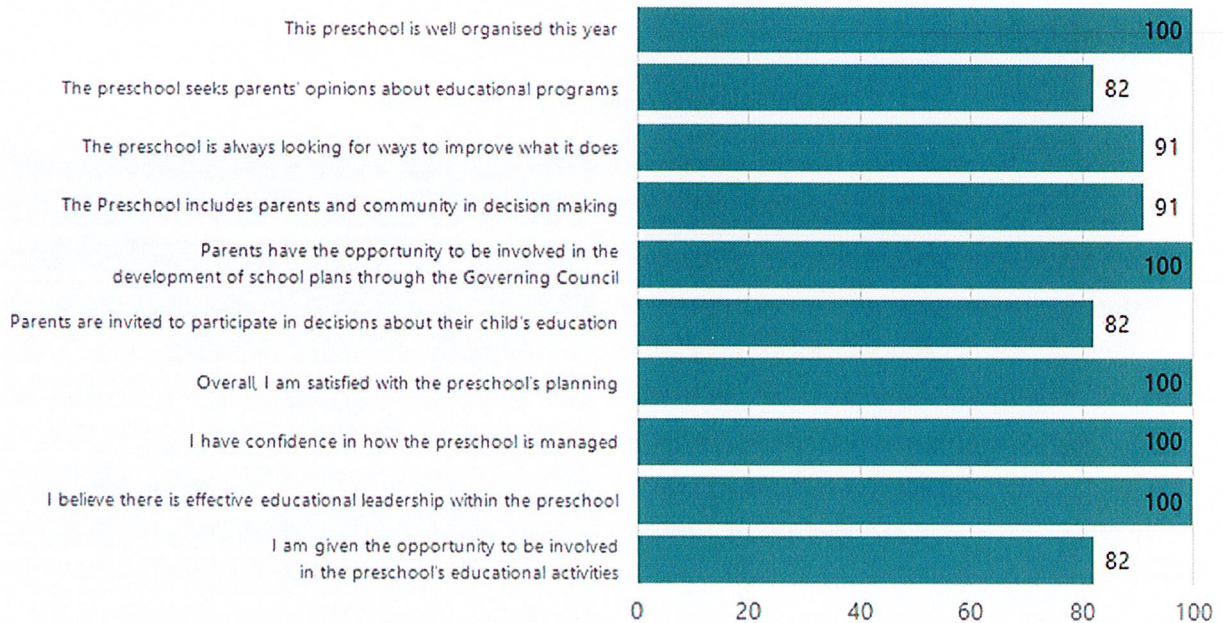
Proportion of agree/strongly agree responses (%)



Data Source: 2023 Department for Education Preschool Family Opinions Survey, Term 3 2023.

Leadership and Decision Making

Proportion of agree/strongly agree responses (%)



Data Source: 2023 Department for Education Preschool Family Opinions Survey, Term 3 2023.

Governing Council Report

The Governing Council (G.C) in 2023 comprised of 5 dedicated members including myself, Deanna Massey as Chairperson, Emma Vine as Treasurer, Eftihia Cavallaro as Secretary, Kym Lovell and Saira Tasawa. All members were committed to a sense of community and this was evident when they collaboratively contributed to the Quality Improvement Goal, engaging in decision making and ratifying Risk and Benefit Assessment Management Plans for incursions such as the campfire experience in the Ninna Marni Garden, Bush Buddies as well as excursions to the Enfield Library and Enfield Community Gardens. In Term 3, on the 17th September the Governing Council operated a 'Tidy up Kindy Yard' which was a fantastic success. Ten parents attended on a Sunday morning for a few hours, painting all outdoor timber equipment, as well as cleaning up the garden, shrubs and weeds.

Also, in term 3 Governing Council were proactive in operating a few simple fundraisers for the kindergarten. This involved families providing a gold coin donation to purchase their child's photo taken during Book Week and then on another occasion engaging in a fun dress up day, whereby the children came as 'What they want to be when they grow up'. A significant change ratified by the Governing Council was made on the 8th of August, when all members were in agreement that the fees for the kindergarten needed to be increased for 2024. With the costs of incursions increasing, it was ratified that the fees would need to be increased by \$100.00 per semester (half yearly) making the fees equate to \$200.00 a term. Breaking this down for families it equates to \$10.00 per child per session and includes the cost of incursions and materials children will get to keep at the end of their Kindergarten journey.

I encourage families to involve yourselves with Kindy activities such as the 'Tidy up Kindy Yard' event. It provides a wonderful opportunity to illustrate to your child your interest in the space in which they learn and grow and the opportunity to connect with the Kindy community of parents.

On behalf of the Governing Council of 2023, as parents, we feel very fortunate to be located in the zone of the wonderful Enfield Folland Park Kindergarten where our children are guided and nurtured by passionate educators and support staff in beautiful surroundings. We thank them for their dedication, enthusiasm and the sincere interest they have shown in the education and development of our children.

Destination Schools

Feeder Schools (Site number - Name)	2021	2022	2023
0305 - Nailsworth Primary School			3.7%
0570 - Prospect North Primary School	4.3%	6.4%	
0660 - Enfield Primary School	8.5%	10.6%	7.4%
0665 - Hillcrest Primary School	4.3%		
8003 - Heritage College Inc		4.3%	
8032 - Cedar College			5.6%
8364 - St Paul's College	4.3%		
9010 - Immaculate Heart of Mary School			3.7%
9016 - St Gabriel's School	12.8%		25.9%
9031 - St Martin's Catholic Primary School	12.8%	4.3%	5.6%
9065 - Rosary School	4.3%	4.3%	
9116 - St Paul Lutheran School	4.3%	14.9%	3.7%
9999 - Unknown	38.3%	42.6%	27.8%

Note: The data is collected in term 3. It does not reflect actual schools enrolled in by existing preschool children. A blank cell indicates there was no data for students enrolled.

Data Source: Department for Education Destination Data Report, 2023.

Highest Qualifications held by the teaching workforce and workforce composition

All teachers at this school are qualified and registered with the SA Teachers Registration Board.

Qualification Level	Number of Qualifications
Bachelor's degrees or Diplomas	4

Data Source: Data extracted from Mandatory Workforce Information Collections as on the last pay date of June 2023. As self-reported by staff in the system.

Please note: Data includes staff who are Actively employed and on extended paid leave. Please note only the highest qualification of the Teaching staff is reported. Excludes any number of other certifications earned.

Workforce composition including indigenous staff

	Teaching Staff		Non-Teaching Staff	
	Indigenous	Non-Indigenous	Indigenous	Non-Indigenous
Full-Time Equivalents	0.0	3.6	0.0	0.9
Persons	0.0	4.0	0.0	1.0

Data Source: Data extracted from Mandatory Workforce Information Collection as on the last pay date of June 2023.

Please note: Data includes staff who are actively employed and on extended paid leave. "Indigenous category" is self-reported by staff in the system.

Financial Statement

Funding Source	Amount
Grants: State	\$531,649.16
Grants: Commonwealth	\$0.00
Parent Contributions	\$26,226.00
Fund Raising	\$224.00
Other	\$0.00

Data Source: School supplied data.